

PRODUCT SPECIFICATIONS

Halsey Taylor Endura II Outdoor HydroBoost Bottle Filling Station Pedestal Non-Filtered Non-Refrigerated Freeze Resistant. Features shall include 316 Stainless, Freeze Resistant, Heavy Duty Vandal Resistant, Laminar Flow. Product shall be Floor Mount/Freestanding, for Outdoor applications, serving 1 station(s).

Special Features:	316 Stainless, Freeze Resistant, Heavy Duty Vandal Resistant, Laminar Flow
Finish:	Powder Coat (12 Color Options)
Power:	No Electrical Required
Mounting Type:	Floor Mount/Freestanding
Chilling Capacity:	Non-refrigerated
Approx. Shipping Weight:	222 lbs.
Installation Location:	Outdoor
No. of Stations Served:	1

****When used in non-temperature controlled environments, unit(s) must be adequately winterized and/or protected from extreme heat to prevent damage where climates dictate.**

- Laminar flow provides clean fill with minimal splash.
- Base material constructed from 300 series stainless steel provides the ultimate corrosion protection from even the most corrosive elements.
- Freeze Resistant:
 - Depending on specific installation, freeze resistant system is located either below frost line or in temperature controlled space.



▼ Ships in multiple boxes.

A Century of Tradition and Quality.

For more than 100 years, Elkay has been making innovative products and providing exceptional customer care. We take pride in offering plumbing products that make life easier, inspire change and leave the world a better place.



PRODUCT COMPLIANCE

ADA & ICC A117.1

Buy American Act

GreenSpec®

NSF/ANSI 61 (Q≤1) & 372 (lead free)



Complies with ADA & ICC A117.1 accessibility requirements when installed according to the requirements outlined in these standards. Installation may require additional components and/or construction features to be fully compliant. Consult the local Authority Having Jurisdiction if necessary.

[Installation Instructions \(PDF\) - 1000004253](#)

Warranty pertains to drinking water applications only. Non-drinking water applications are not covered under warranty.

[Warranty \(PDF\)](#)

PART: _____ QTY: _____

PROJECT: _____



CONTACT: _____

DATE: _____

NOTES: _____

APPROVAL: _____

In keeping with our policy of continuing product improvement, reserves the right to change product specifications without notice. Please visit [www.elkay.com](#) for the most current version of product specification sheets. This specification describes product with design, quality, and functional benefits to the user. When making a comparison of other producers' offerings, be certain these features are not overlooked.

Optional Accessories		
4471LHB	Locking Hose Bib Spec Sheet (PDF)	
97890C	Accessory - Direct Bury Adaptor Spec Sheet (PDF)	

In keeping with our policy of continuing product improvement, reserves the right to change product specifications without notice. Please visit for the most current version of product specification sheets. This specification describes product with design, quality, and functional benefits to the user. When making a comparison of other producers' offerings, be certain these features are not overlooked.

MOUNTING INSTRUCTIONS and PLUMBING CONNECTIONS

Site and drainage excavation is required for fountain installation. Refer to owner's manual for site preparation details. Provide solid, well-drained smooth, flat, finished surface to mount pedestal fountain (concrete pad recommended) with adequate support (300 lb. load minimum). (6) 3/8" minimum fasteners (not included) should be attached securely to mounting surface in order to secure fountain. (Refer to rough-in diagram), and be sure to allow an opening for the freeze-resistant valve in the ground as shown in the installation instructions that accompany the fountain. (Refer to the rough-in diagram below). Refer to local codes for any additional requirements.

Locate and install plumbing through ground as required. Assemble fountain to prepared site and mounting pad.

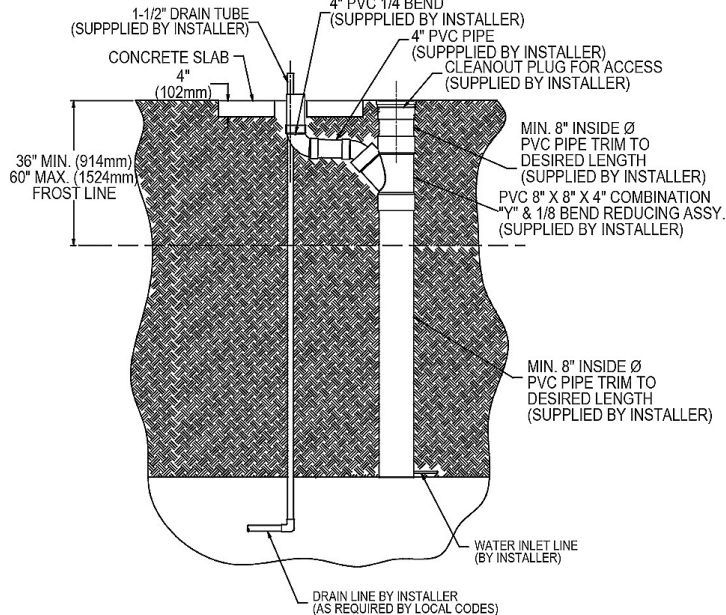
Locate and install plumbing through ground as required.

NOTE: Unit is not furnished with service valve.

Position pedestal over plumbing and secure base to fasteners. Remove access panels and connect supply and water lines. Turn on water supply and check for leaks. Reassemble access panels to pedestal.

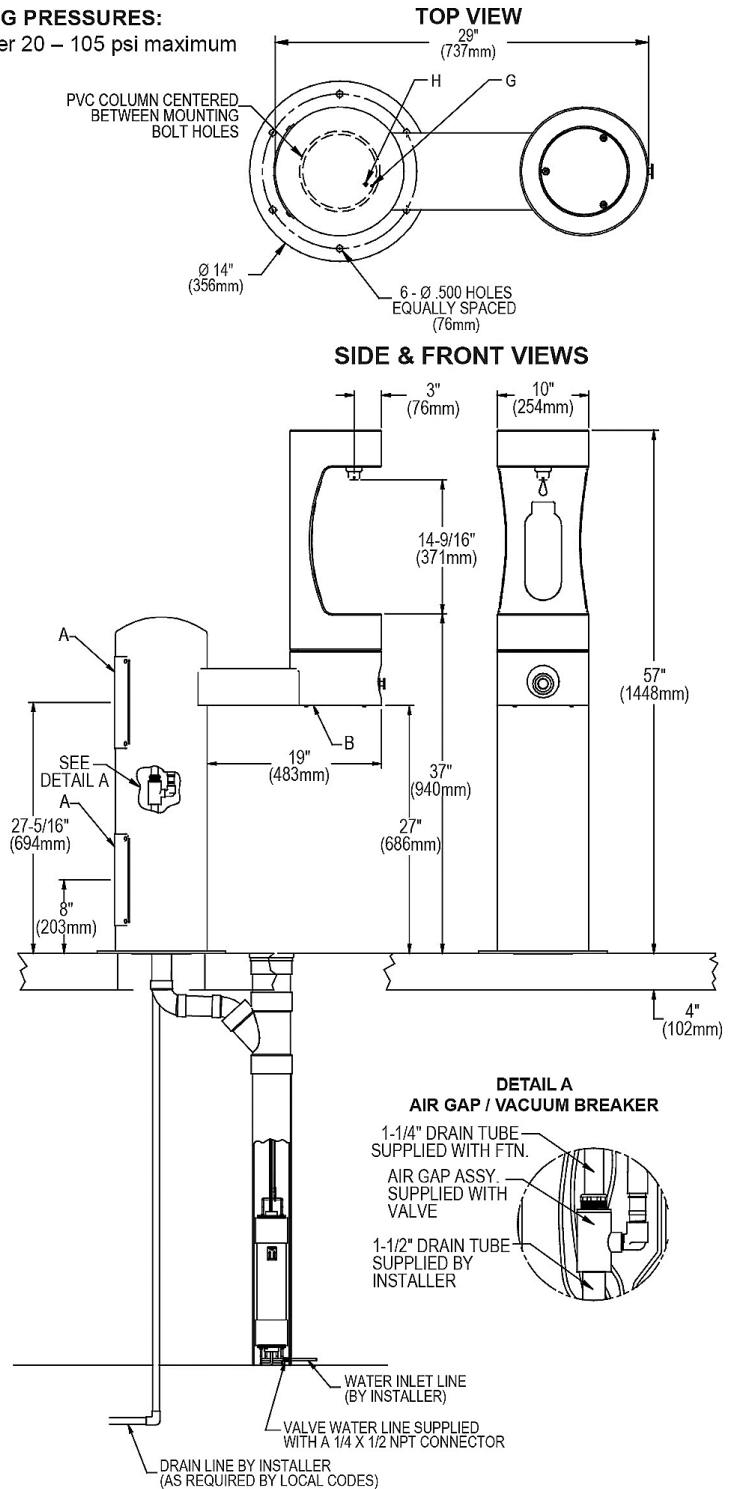
Trap and service stop not included.

SANITARY FREEZE-RESISTANT VALVE GROUND INSTALL DETAIL



OPERATING PRESSURES:

Supply water 20 – 105 psi maximum



LEGEND

A = Access panel (8" X 10")

B = Removable bottom cover

NOTE : New Installations Must Use Ground Fault Circuit Interrupter (GFCI).

In keeping with our policy of continuing product improvement, reserves the right to change product specifications without notice. Please visit [for the most current version of product specification sheets](#). This specification describes product with design, quality, and functional benefits to the user. When making a comparison of other producers' offerings, be certain these features are not overlooked.