

PRODUCT SPECIFICATIONS

Halsey Taylor Endura II Tubular Outdoor Fountain Wall Mount Non-Filtered Non-Refrigerated Freeze Resistant. Features shall include 316 Stainless, Heavy Duty Vandal Resistant, Sealed Freeze Resistant. Furnished with Vandal Resistant bubbler. Product shall be Wall Mount (On Wall), for Outdoor applications, serving 1 station(s).

Special Features:	316 Stainless, Heavy Duty Vandal Resistant, Sealed Freeze Resistant
Finish:	Powder Coat (12 Color Options)
Bubbler Style:	Vandal Resistant
Mounting Type:	Wall Mount (On Wall)
Chilling Capacity:	Non-refrigerated
Approx. Shipping Weight:	63 lbs.
Installation Location:	Outdoor
No. of Stations Served:	1

****When used in non-temperature controlled environments, unit(s) must be adequately winterized and/or protected from extreme heat to prevent damage where climates dictate.**

- Base material constructed from 300 series stainless steel provides the ultimate corrosion protection from even the most corrosive elements.
- Sealed Freeze Resistant Valve System: Fully sealed freeze resistant system that minimizes chance of ground water contamination, and prevents drain water from mixing with fresh water. Designed for ground installation below the frost line.



▼ Ships in multiple boxes.

A Century of Tradition and Quality.

For more than 100 years, Elkay has been making innovative products and providing exceptional customer care. We take pride in offering plumbing products that make life easier, inspire change and leave the world a better place.



PRODUCT COMPLIANCE

ADA & ICC A117.1

ASME A112.19.3/CSA B45.4

Buy American Act

NSF/ANSI 61 (Q_s1) & 372 (lead free)



Complies with ADA & ICC A117.1 accessibility requirements when installed according to the requirements outlined in these standards. Installation may require additional components and/or construction features to be fully compliant. Consult the local Authority Having Jurisdiction if necessary.

[Installation Instructions \(PDF\) - 1000003939](#)

Warranty pertains to drinking water applications only. Non-drinking water applications are not covered under warranty.

[Warranty \(PDF\)](#)

PART: _____ QTY: _____

PROJECT: _____



CONTACT: _____

DATE: _____

NOTES: _____

APPROVAL: _____

In keeping with our policy of continuing product improvement, reserves the right to change product specifications without notice. Please visit [www.elkay.com](#) for the most current version of product specification sheets. This specification describes product with design, quality, and functional benefits to the user. When making a comparison of other producers' offerings, be certain these features are not overlooked.

Optional Accessories		
4471LHB	Locking Hose Bib Spec Sheet (PDF)	
EWF172	Elkay® Universal Filtration Kit (1500-Gallon) Spec Sheet (PDF)	

In keeping with our policy of continuing product improvement, reserves the right to change product specifications without notice. Please visit for the most current version of product specification sheets. This specification describes product with design, quality, and functional benefits to the user. When making a comparison of other producers' offerings, be certain these features are not overlooked.

MOUNTING INSTRUCTIONS and PLUMBING CONNECTIONS

Refer to diagrams for plumbing rough-in. This fountain is to be mounted on a smooth, flat finished wall surface with adequate support.

Note: Wall mounting structure must be capable of supporting 300lb. load minimum on fountain. To secure unit, use 3/8" minimum fasteners (not provided). Water service line and waste line are to be assembled as required. Final check for leaks and correct functions of fountain should be made. (For details see the installation instructions.)

The Freeze Resistant package must be mounted on an interior wall in a heated area (See details in installation instructions.)

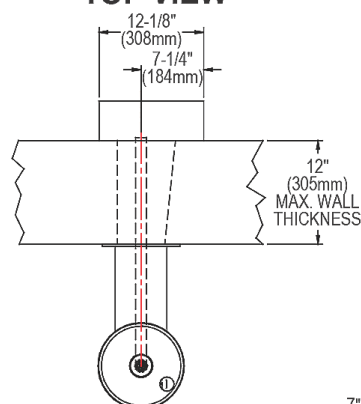
Installation requires trap to be installed in wall. A service supply stop must be installed at the fountain inlet line. Trap and service stop not included.

Caution - Fountain must be securely bolted to wall.

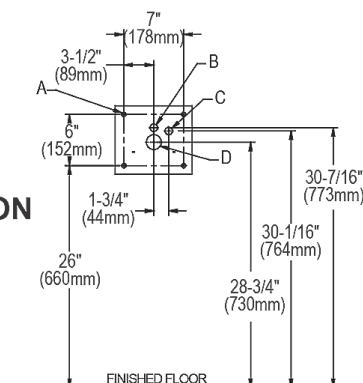
Note: For wall support required locations see installation instructions provided with fountain.

OPERATING PRESSURES: Supply water 20 – 105 psi maximum

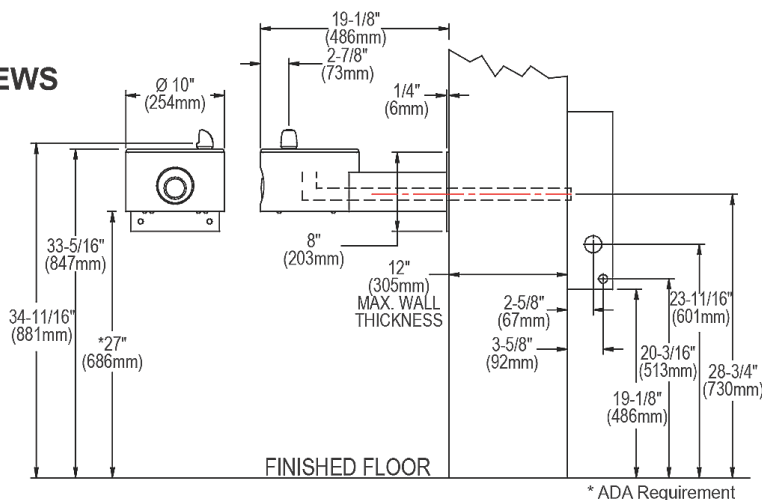
TOP VIEW



MOUNTING BOLT & ACCESS HOLE LOCATION



FRONT & SIDE VIEWS



LEGEND

- A = Mounting screw or bolt locations.
- B = 7/8" Ø (22mm) hole for water supply tube.
- C = 7/8" Ø (22mm) hole for operating cable.
- D = 2" Ø (51mm) holes for waste line.

In keeping with our policy of continuing product improvement, reserves the right to change product specifications without notice. Please visit [halseytaylor.com](#) for the most current version of product specification sheets. This specification describes product with design, quality, and functional benefits to the user. When making a comparison of other producers' offerings, be certain these features are not overlooked.