

PRODUCT SPECIFICATIONS

Endura™ II Outdoor HydroBoost® Upper Bottle Filling Station Tri-Level Pedestal Non-Filtered Non-Refrigerated. Features shall include 316 Stainless, Heavy Duty Vandal Resistant, Laminar Flow. Furnished with Vandal Resistant bubbler. Product shall be Floor Mount/Freestanding, for Outdoor applications, serving 3 station(s).

Special Features:	316 Stainless, Heavy Duty Vandal Resistant, Laminar Flow
Finish:	Powder Coat (12 Color Options)
Power:	No Electrical Required
Bubbler Style:	Vandal Resistant
Mounting Type:	Floor Mount/Freestanding
Chilling Capacity:	Non-refrigerated
Approx. Shipping Weight:	215 lbs.
Installation Location:	Outdoor
No. of Stations Served:	3

****When used in non-temperature controlled environments, unit(s) must be adequately winterized and/or protected from extreme heat to prevent damage where climates dictate.**

Special Note: Bottle Filler Stations 1 (Upper), Bubbler Stations 2 (Mid-Low), Choose from 12 color options

- Laminar flow provides clean fill with minimal splash.
- Base material constructed from 300 series stainless steel provides the ultimate corrosion protection from even the most corrosive elements.



Ships in one box.

A Century of Tradition and Quality. For more than 100 years, Elkay has been making innovative products and providing exceptional customer care. We take pride in offering plumbing products that make life easier, inspire change and leave the world a better place.



PRODUCT COMPLIANCE

ADA & ICC A117.1
ASME A112.19.3/CSA B45.4
GreenSpec®
NSF/ANSI 61 (Q≤1) & 372 (lead free)
NSF REG4



Complies with ADA & ICC A117.1 accessibility requirements when installed according to the requirements outlined in these standards. Installation may require additional components and/or construction features to be fully compliant. Consult the local Authority Having Jurisdiction if necessary.

[Installation Instructions \(PDF\) - 1000004246](#)

Warranty pertains to drinking water applications only. Non-drinking water applications are not covered under warranty.

[Warranty \(PDF\)](#)

PART: _____ QTY: _____

PROJECT: _____



CONTACT: _____

DATE: _____

NOTES: _____

APPROVAL: _____

In keeping with our policy of continuing product improvement, Halsey Taylor reserves the right to change product specifications without notice. Please visit Halseytaylor.com for the most current version of Halsey Taylor product specification sheets. This specification describes a Halsey Taylor product with design, quality, and functional benefits to the user. When making a comparison of other producers' offerings, be certain these features are not overlooked.

Optional Accessories		
4471LHB	Locking Hose Bib Spec Sheet (PDF)	
97890C	Accessory - Direct Bury Adaptor Spec Sheet (PDF)	

In keeping with our policy of continuing product improvement, Halsey Taylor reserves the right to change product specifications without notice. Please visit [Halseytaylor.com](#) for the most current version of Halsey Taylor product specification sheets. This specification describes a Halsey Taylor product with design, quality, and functional benefits to the user. When making a comparison of other producers' offerings, be certain these features are not overlooked.

MOUNTING INSTRUCTIONS and PLUMBING CONNECTIONS

Provide solid, well-drained surface to mount pedestal fountain (concrete pad recommended) with adequate support (300 lb. load minimum). (6) 3/8" minimum fasteners (not included) should be attached firmly to mounting surface in order to secure unit. (Refer to rough-in diagram)

Locate and install plumbing through ground as required.

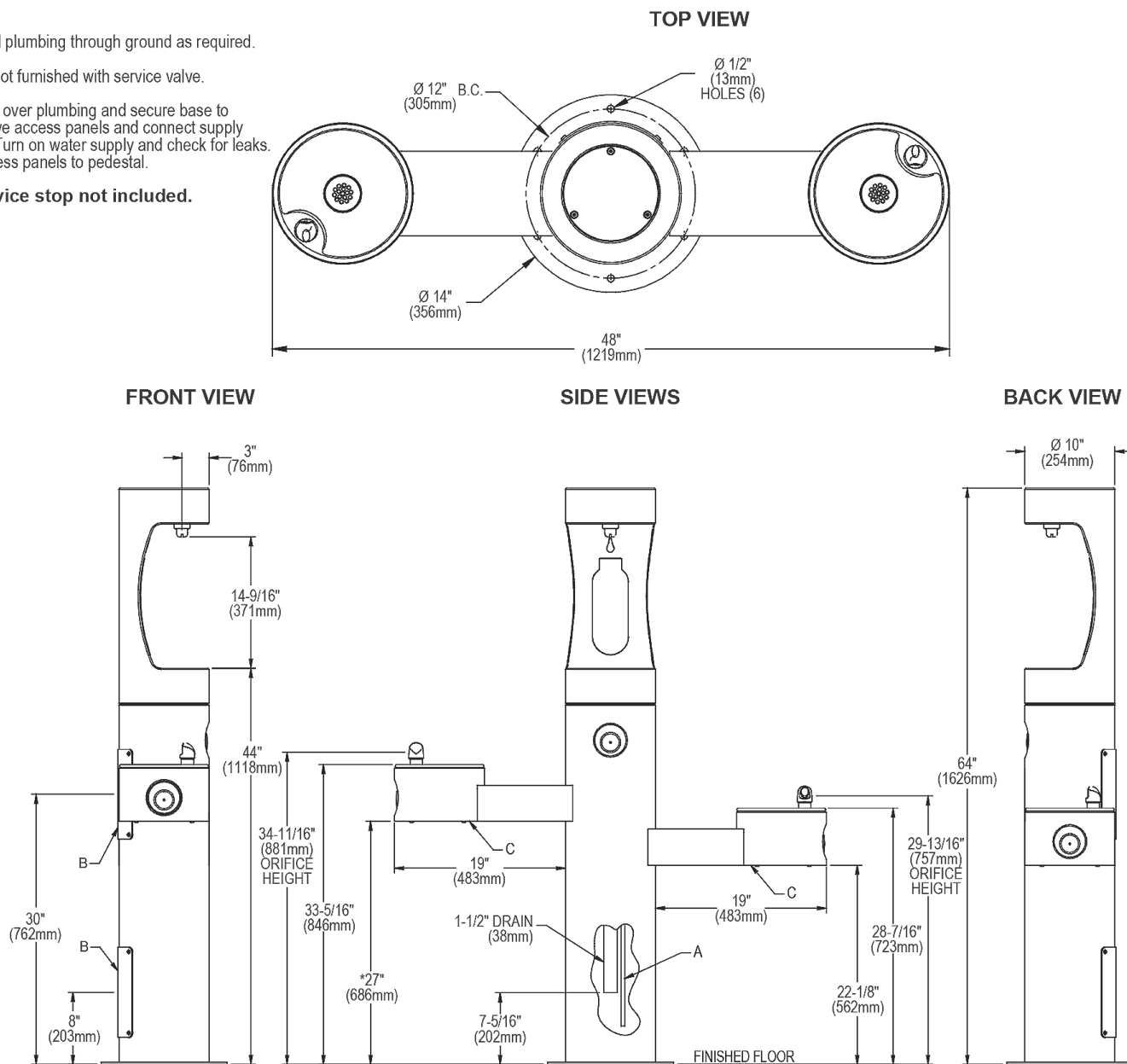
NOTE: Unit is not furnished with service valve.

Position pedestal over plumbing and secure base to fasteners. Remove access panels and connect supply and water lines. Turn on water supply and check for leaks. Reassemble access panels to pedestal.

Trap and service stop not included.

OPERATING PRESSURES:

Supply water 20 – 105 psi maximum



A = 3/8" O.D. Unplated copper tube connect. Shut off valve by others.

B = Access panel (8" x 10").

C = Removable bottom cover.

Note : New Installations Must Use Ground Fault Circuit Interrupter (GFCI).

* ADA Requirement

In keeping with our policy of continuing product improvement, Halsey Taylor reserves the right to change product specifications without notice. Please visit Halseytaylor.com for the most current version of Halsey Taylor product specification sheets. This specification describes a Halsey Taylor product with design, quality, and functional benefits to the user. When making a comparison of other producers' offerings, be certain these features are not overlooked.